











































Star Rating List for Openwell Submersible Pump Sets

S.No.	Brand	Model No	type	Head (meters)	Discharge (lps)	No Of Stages	Rating (kW)	Eff. (%)	Star Rating
1	CROMPTON GREAVES	OSN-32	Open Well	18.0	8.33	1	2.2	45.9	
2	Laxmi	5AH60SUEE		27.0	8.75	1	3.7	47.0	
3	Laxmi	5AM75SUEE		19.0	13.42	1	3.7	53.0	
4	Laxmi	7.5AH80SUEE		28.0	13.08	1	5.5	52.0	
5	Laxmi	7.5AM90SUEE		21.0	18.33	1	5.5	56.0	
6	Laxmi	10AH80SUEE		33.0	15.42	1	7.5	52.0	
7	C.R.I. PUMPS	CSM-13S		35.0	16.0	1	7.5	53.0	
8	C.R.I. PUMPS	CV-44S		66.0	7.0	4	7.5	50.0	
9	C.R.I. PUMPS	CV-46S		80.0	6.5	6	7.5	50.0	
10	C.R.I. PUMPS	CV-54		72.0	8.0	4	9.3	51.0	
11	Laxmi	3AM80SUEE		14.0	11.25	1	2.2	50.0	
12	Laxmi	3AM60SUEE		18.0	8.08	1	2.2	49.0	
13	CROMPTON GREAVES	OSKS-52	Open Well	42.0	5.17	1	3.7	42.0	
14	CROMPTON GREAVES	OSKS-32	Open Well	28.5	4.33	1	2.2	39.0	
15	CROMPTON GREAVES	OSQH-17.52	Open Well	42.0	21.67	1	13.0	57.0	
16	CROMPTON GREAVES	OSO-52	Open Well	21.0	11.33	1	3.7	50.0	
17	ANSONS	AHOW 326	Open Well	20.0	9.3	1	2.2	50.0	
18	ANSONS	AHOW 528	Open Well	23.0	11.7	1	3.7	50.0	
19	MAHENDRA	OVM 4		26.0	7.0	1	3.7	43.7	
20	MAHENDRA	ECM 4		22.0	9.0	1	3.7	47.1	
21	MAHENDRA	ECM 20HD		18.0	12.5	1	3.7	49.6	
22	C.R.I. PUMPS	CV-56		88.0	7.0	6	9.3	51.0	
23	C.R.I. PUMPS	CV-66S		102.0	7.0	6	11.0	51.0	
24	C.R.I. PUMPS	CSM-14S		28.0	20.0	1	7.5	54.8	
25	DECCAN	5DT		27.0	8.2	2	3.7	45.5	
26	DECCAN	5DQ		50.0	3.7	4	3.7	42.5	
27	PENGUIN	HZ-5065		23.0	11.0	1	3.7	50.0	
28	PENGUIN	HZ-6065		28.0	12.0	1	4.5	52.0	
29	TECMO	MHS 2		18.0	8.0	1	2.2	46.0	

30	TECMO	MHS 4		24.0	12.0	1	3.7	48.5	
31	TECMO	MHS6		19.0	13.0	1	3.7	50.0	
32	TECMO	MHS 10		30.0	12.0	1	5.5	51.0	
33	TECMO	MSM 10		28.0	12.0	1	5.5	50.5	
34	DECCAN	5DE		36.0	5.5	3	3.7	41.0	
35	DECCAN	3DE		34.0	3.5	3	2.2	37.5	
36	TEXMO	TSM 4 R		21.0	12.0	1	3.7	49.0	
37	TEXMO	TSM 6 R		19.0	12.5	1	3.7	50.0	
38	TEXMO	TSM 31 RF		31.0	6.8	1	3.7	43.0	
39	TEXMO	TSM 8 R		32.0	11.5	1	5.5	50.0	
40	TEXMO	TSM 10 R		27.0	15.0	1	5.5	52.5	
41	TEXMO	TSM 14 R		39.0	15.0	1	7.5	52.0	
42	DECCAN	5DX		72.0	2.5	6	3.7	38.9	
43	DECCAN	7DT		30.0	10.0	2	5.5	49.0	
44	DECCAN	3DT		22.0	5.5	2	2.2	44.0	
45	TECMO	MSM 6		22.0	11.0	1	3.7	48.0	
46	BESTEN	5BC3(EF)	OPen Well	22.0	10.0	1	3.7	50.0	
47	C.R.I. PUMPS	CSS-14	Open Well	14.0	6.7	1	1.5	46.0	
48	C.R.I. PUMPS	CSM-18	Open Well	21.0	7.0	1	2.2	44.0	
49	C.R.I. PUMPS	CSM-3S	Open Well	30.0	7.0	1	3.7	43.0	
50	C.R.I. PUMPS	CV-1	Open Well	29.0	7.0	2	3.7	45.0	
51	C.R.I. PUMPS	CSM-3S	Open Well	32.0	8.0	1	4.5	45.0	
52	C.R.I. PUMPS	CSM-9	Open Well	36.0	8.0	1	5.5	46.0	
53	C.R.I. PUMPS	CSM-1	Open Well	17.0	8.5	1	2.2	47.0	
54	C.R.I. PUMPS	CV-4	Open Well	35.0	8.5	2	7.5	47.5	
55	C.R.I. PUMPS	CSM-19	Open Well	14.0	9.0	1	2.2	47.5	
56	C.R.I. PUMPS	CV-2	Open Well	34.0	9.0	2	4.5	46.0	
57	C.R.I. PUMPS	CV-3	Open Well	34.0	10.0	2	5.5	49.0	
58	C.R.I. PUMPS	CSS-13	Open Well	18.0	5.8	1	1.5	46.0	
59	C.R.I. PUMPS	CV-0	Open Well	23.0	5.5	2	2.2	43.0	
60	RATNA	OSM 3	Open Well	19.0	9.0	1	2.2	52.0	
61	C.R.I. PUMPS	CVS-47	Open Well	44.0	1.2	7	1.1	33.0	
62	C.R.I. PUMPS	CVS-59	Open Well	56.0	1.2	9	1.5	35.0	
63	C.R.I. PUMPS	CSS-24	Open Well	21.0	2.2	1	1.1	33.0	
64	C.R.I. PUMPS	CVH-3/3	Open Well	42.0	2.5	3	2.2	38.5	

65	C.R.I. PUMPS	CVH-5/6	Open Well	85.0	2.5	6	3.7	39.0	
66	C.R.I. PUMPS	CVH-10/11	Open Well	160.0	2.5	11	7.5	42.0	
67	C.R.I. PUMPS	CVH-15/16	Open Well	220.0	2.7	16	11.0	44.0	
68	C.R.I. PUMPS	CSS-7	Open Well	14.0	4.0	1	1.1	38.0	
69	C.R.I. PUMPS	CSS-16	Open Well	19.0	4.0	1	1.5	38.0	
70	C.R.I. PUMPS	CSS-9	Open Well	11.0	5.0	1	1.1	40.0	
71	C.R.I. PUMPS	CSM-2	Open Well	24.0	11.0	1	3.7	52.0	
72	C.R.I. PUMPS	CSM-7	Open Well	30.0	12.0	1	5.5	50.5	
73	C.R.I. PUMPS	CVH-6/7	Open Well	100.0	2.5	7	4.5	42.0	
74	MAHENDRA	ECM 14		22.0	10.0	1	3.7	47.04	
75	C.R.I. PUMPS	CV-33	Open Well	44.0	7.0	3	5.5	50.0	
76	C.R.I. PUMPS	CSM-8	Open Well	24.0	16.0	1	5.5	55.0	
77	C.R.I. PUMPS	CSM-4	Open Well	19.0	13.0	1	3.7	51.0	
78	C.R.I. PUMPS	CSM-42	Open Well	24.0	14.0	1	4.5	55.0	
79	CROMPTON GREAVES	OSNH-52	Open Well	28.5	8.17	1	3.7	44.06	
80	UNEEL	25KH5		21.0	12.5	1	3.7	47.0	
81	CROMPTON GREAVES	OSNH-10.2	Open Well	45.0	9.0	1	7.5	45.0	
82	ANSONS	AHOW 7536	Open Well	29.0	11.7	1	5.5	50.0	
83	C.R.I. PUMPS	CV-64		80.0	8.0	4	11.0	49.5	
84	C.R.I. PUMPS	CVH-12.5/13	Open Well	186.0	2.7	13	9.3	43.0	
85	C.R.I. PUMPS	CVH-6/5	Open Well	63.0	4.0	5	4.5	43.0	
86	C.R.I. PUMPS	CSM-13	Open Well	31.0	18.0	1	7.5	52.0	
87	C.R.I. PUMPS	CVH-4/5	Open Well	68.0	2.7	5	3.0	37.0	
88	UNEEL	252KH3		20.0	8.5	1	2.2	42.9	
89	C.R.I. PUMPS	CSM-14	Open Well	25.0	22.0	1	7.5	52.0	
90	C.R.I. PUMPS	CSM-40	Open Well	35.0	39.0	1	15.0	58.0	
91	C.R.I. PUMPS	CSM-41	Open Well	26.0	54.0	1	15.0	61.0	
92	C.R.I. PUMPS	CVS-46	Open Well	36.0	1.2	6	1.1	28.0	
93	C.R.I. PUMPS	CVH-5/4	Open Well	52.0	3.3	4	3.7	40.0	
94	C.R.I. PUMPS	CVS-612	Open Well	78.0	1.2	12	2.2	33.0	
95	C.R.I. PUMPS	CVH-7.5/9	Open Well	125.0	2.7	9	5.5	39.0	
96	C.R.I. PUMPS	CV-66	Open Well	98.0	7.6	6	11.0	48.0	
97	C.R.I. PUMPS	CVH-4/3	Open Well	38.0	4.0	3	3.0	40.0	
98	ANSONS	AHOW E328	Open Well	21.0	6.0	1	2.2	39.0	
99	C.R.I. PUMPS	CV-46	Open Well	72.0	7.0	6	7.5	46.0	

100	C.R.I. PUMPS	CSM-10	Open Well	18.0	23.0	1	5.5	51.0	
101	C.R.I. PUMPS	CSM-6	Open Well	11.0	21.0	1	3.7	49.0	
102	C.R.I. PUMPS	CV-44	Open Well	58.0	7.5	4	7.5	45.0	